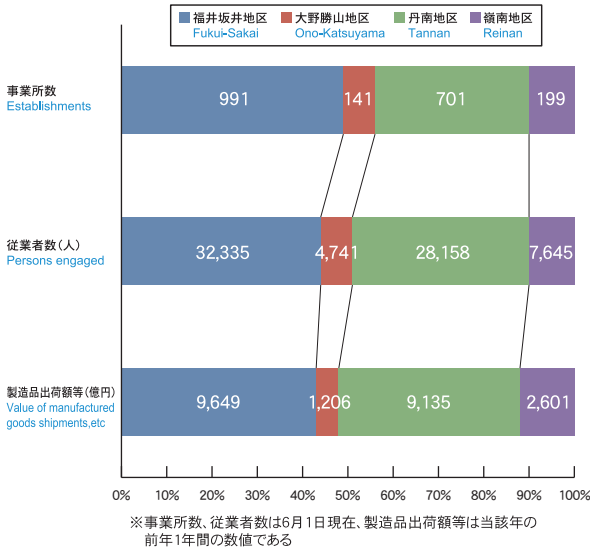


# 鉱工業

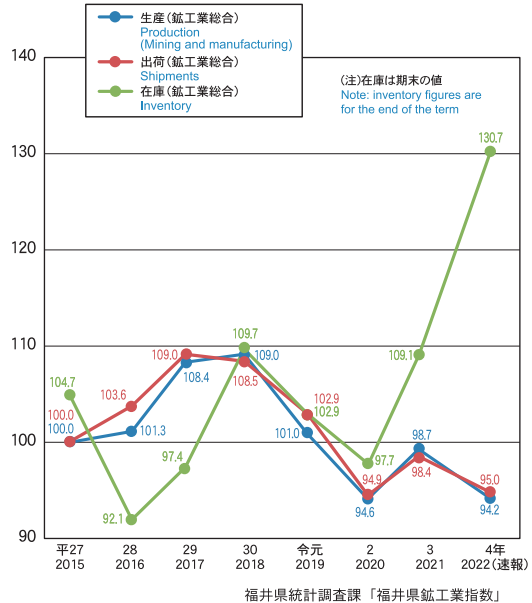
Mining and Manufacturing

製造業の地域別事業所数、従業者数および  
製造品出荷額等(従業者4人以上の事業所)(令和2年)  
Number of businesses, number of employees,  
value of shipments of manufactured goods by area (2020)

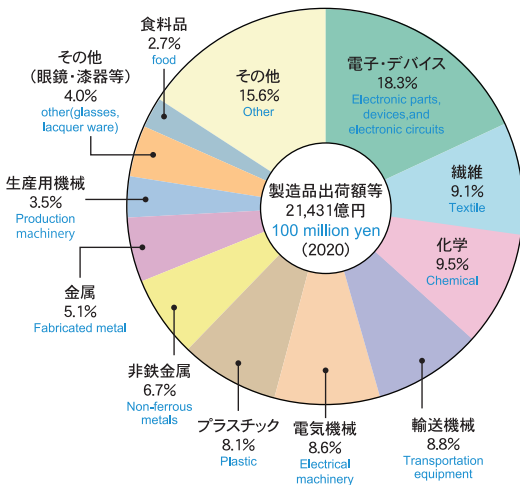


経済産業省「工業統計調査」

鉱工業指数の推移 (H27=100)  
Indexes of industrial production ,shipment and  
inventory(2015=100)



製造品出荷額等の構成比  
(4人以上の事業所)(令和3年(令和2年実績))  
Percentage distribution for value of  
shipments of manufactured goods  
(for businesses with four or more employees)(2020)



総務省・経済産業省「経済センサス-活動調査」

主な工業製品と全国シェア(令和2年(令和元年実績))  
Value of shipments, national ranking, and share in national market  
for major industrial products produced by businesses  
with four or more employees (2020)

