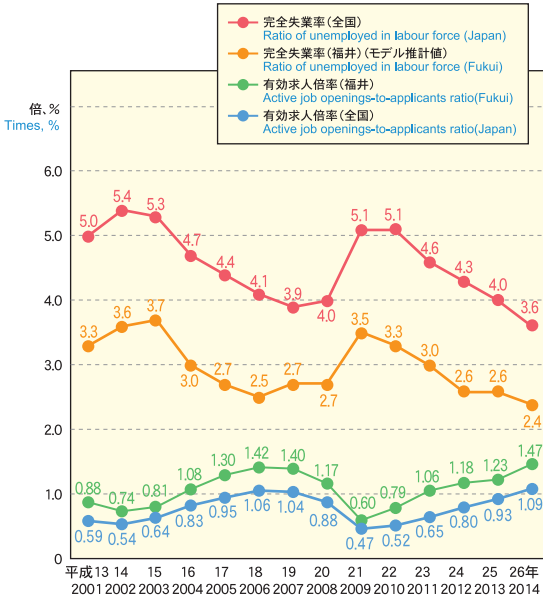


労働

Labour

有効求人倍率と完全失業率の推移

Active job opening to applicant ratio and overall unemployment rate

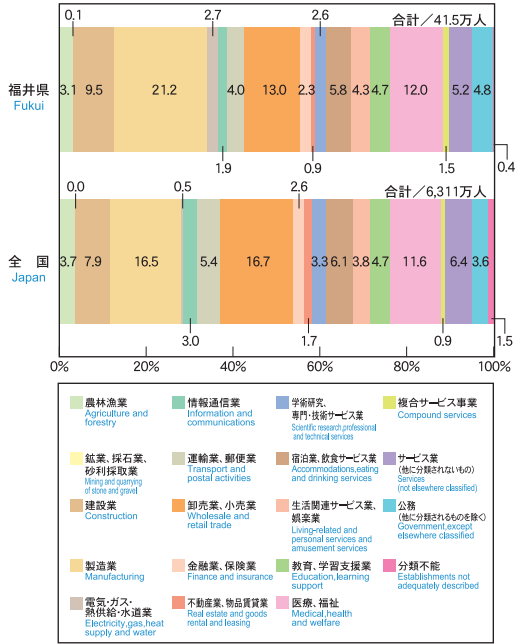


※平成23年の完全失業率(全国)は、岩手県、宮城県及び福島県を除く結果

総務省「労働力調査」、厚生労働省・福井労働局「一般職業紹介状況」

産業別就業者割合(福井県・全国)(平成25年)

Ratio of employed persons by industry in 2013



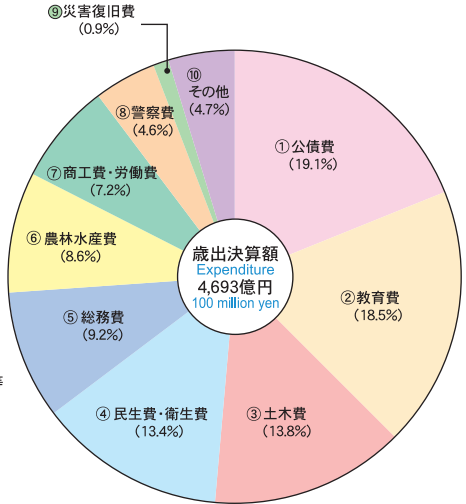
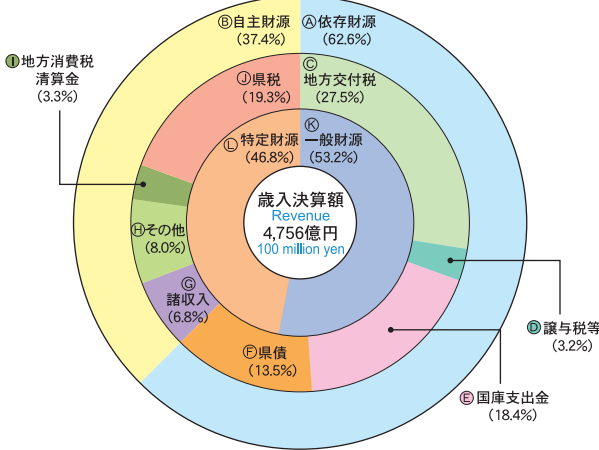
※全国値は岩手県、宮城県、福島県を除く全国結果
総務省「労働力調査」、福井県政策統計・情報課「福井県就業態勢調査」

財政

Public Finance

一般会計決算状況(平成25年度)

Composition of revenue and expenditure of general accounts in FY 2013



- Ⓐ Dependent financial resources
- Ⓑ Independent financial resources
- Ⓒ Local allocation tax
- Ⓓ Local transferred tax for governments, etc.
- Ⓔ Treasury disbursements
- Ⓕ Local government debt
- Ⓖ Miscellaneous
- Ⓗ Other
- Ⓙ Adjustment of local government sales tax
- Ⓚ Prefectural taxes
- Ⓛ General resources
- Ⓜ Special resources

- ① Education
- ② Public debt
- ③ Civil engineering works
- ④ Welfare and hygiene
- ⑤ Commerce, manufacturing and labour
- ⑥ General service administration
- ⑦ Agriculture, forestry and fisheries
- ⑧ Police
- ⑨ Disaster restoration
- ⑩ Other