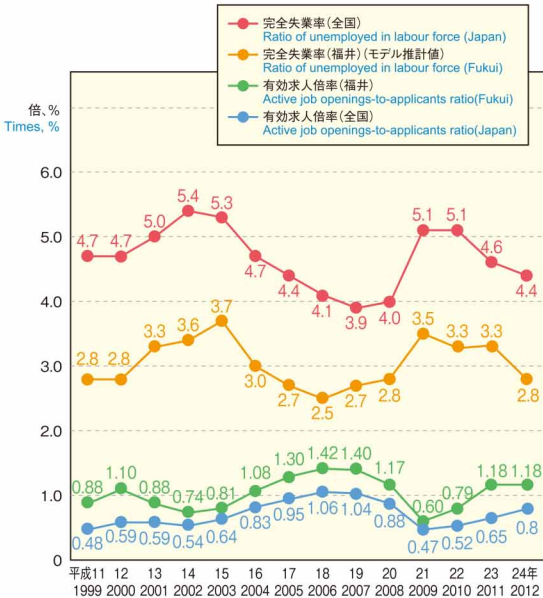


労働

Labour

有効求人倍率と完全失業率の推移

Active job opening to applicant ratio and overall unemployment rate

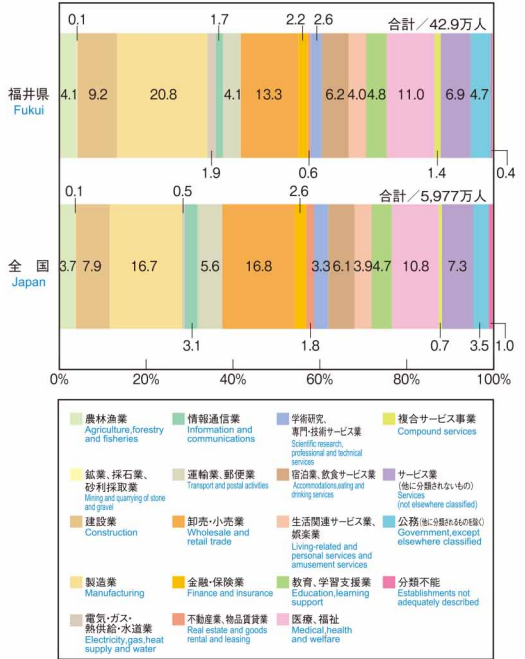


※平成23年の完全失業率(全国)は、岩手県、宮城県及び福島県を除く結果

総務省「労働力調査」、厚生労働省「福井労働局「一般職業紹介状況」

産業別就業者割合(福井県・全国)(平成23年)

Ratio of employed persons by industry in 2011 (Fukui, Japan)



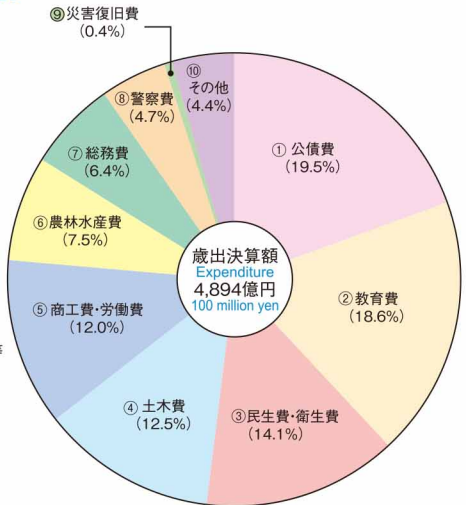
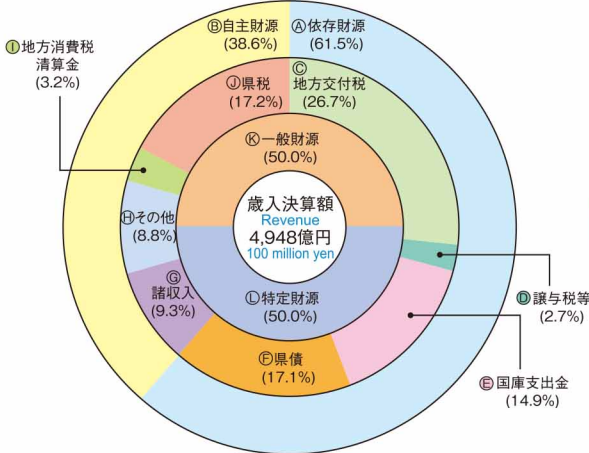
総務省「労働力調査」、福井県政務統計課「福井県労働状況調査」

財政

Public Finance

一般会計決算状況(平成23年度)

Composition of revenue and expenditure of general accounts in F.Y.2011



- (A) Dependent financial resources
- (B) Independent financial resources
- (C) Local allocation tax
- (D) Local transferred tax for governments, etc.
- (E) Treasury disbursements
- (F) Local government debt
- (G) Miscellaneous (revenues)
- (H) Other
- (I) Adjustment of local government sales tax
- (J) Prefectural taxes
- (K) General (financial) resources
- (L) Special (financial) resources

- ① Education
- ② Public debt
- ③ Civil engineering works
- ④ Welfare and hygiene
- ⑤ Commerce, manufacturing and labour
- ⑥ General service administration
- ⑦ Agriculture, forestry and fisheries
- ⑧ Police
- ⑨ Disaster restoration
- ⑩ Other