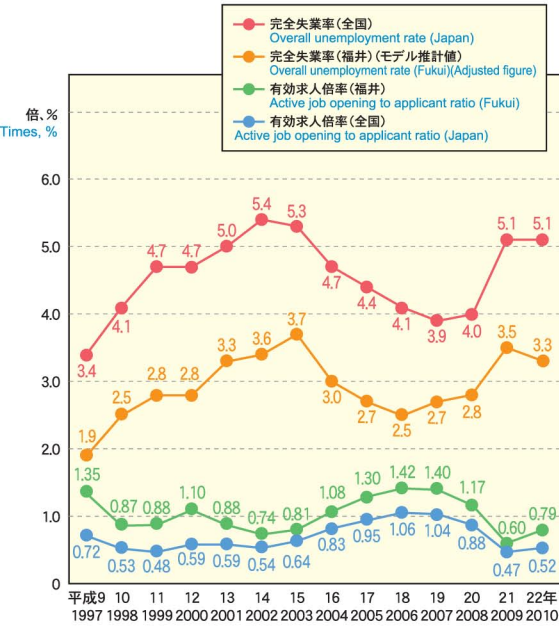


労働

Labour

有効求人倍率と完全失業率の推移

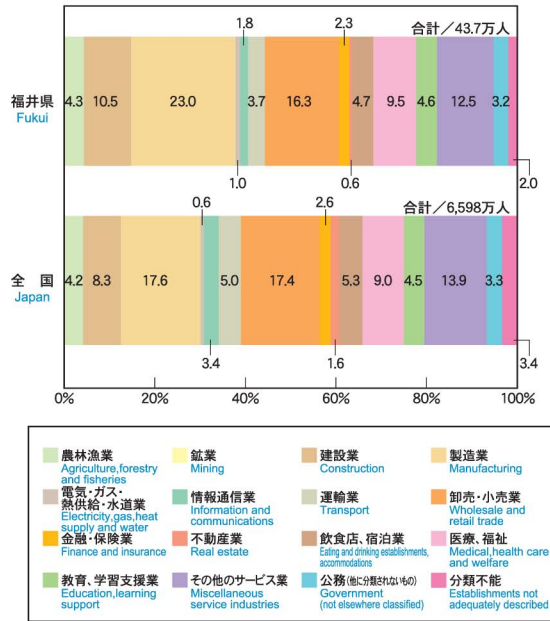
Active job opening to applicant ratio and overall unemployment rate



総務省「労働力調査」、厚生労働省「福井労働局「一般職業紹介状況」

産業別有業者割合(福井県・全国)(平成19年)

Ratio of employed persons by industry in 2007 (Fukui, Japan)



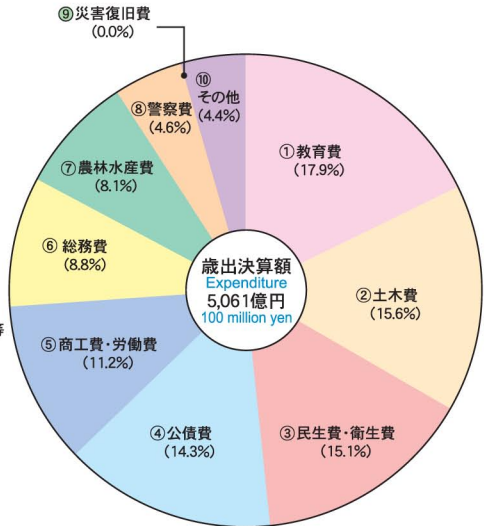
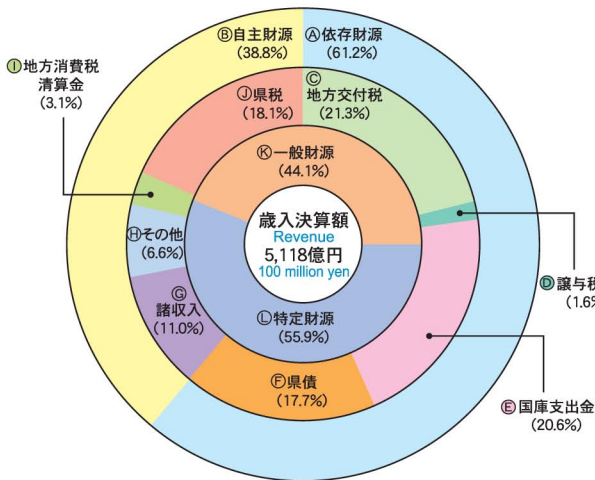
総務省「就業構造基本調査」

財政

Public Finance

一般会計決算状況(平成21年度)

Composition of revenue and expenditure of general accounts in F.Y.2008



- Ⓐ Dependent financial resources
- Ⓑ Independent financial resources
- Ⓒ Local allocation tax
- Ⓓ Local transferred tax for governments, etc.
- Ⓔ Treasury disbursements
- Ⓕ Prefectural debt
- Ⓖ Miscellaneous revenues
- Ⓗ Other
- Ⓘ Adjustment of local government sales tax
- Ⓚ General financial resources
- Ⓛ Special financial resources

- ① Education
- ② Civil engineering works
- ③ Welfare and hygiene
- ④ Public debt
- ⑤ Commerce, manufacturing and labour
- ⑥ General service administration
- ⑦ Agriculture, forestry and fisheries
- ⑧ Police
- ⑨ Disaster restoration
- ⑩ Other