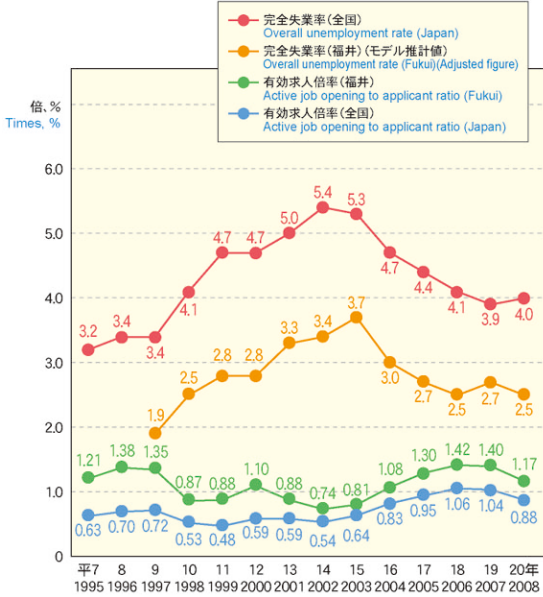


# 労働

Labour

## 有効求人倍率と完全失業率の推移

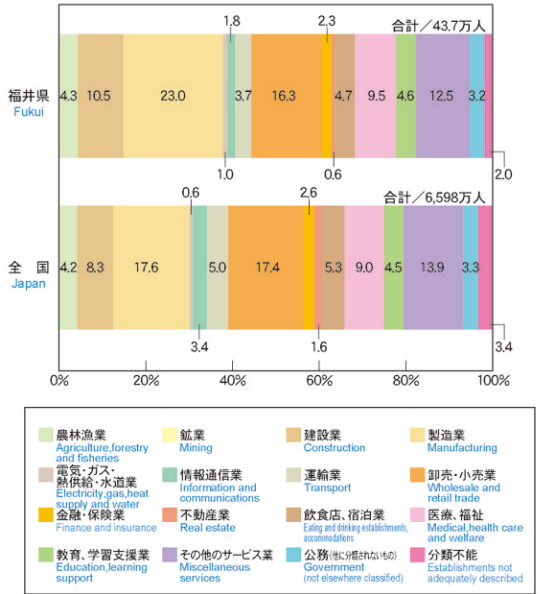
Active job opening to applicant ratio and overall unemployment rate



総務省「労働力調査」、厚生労働省・福井労働局「一般職業紹介状況」

## 産業別有業者割合(福井県・全国)(平成19年)

Ratio of employed persons by industry in 2007 (Fukui, Japan)



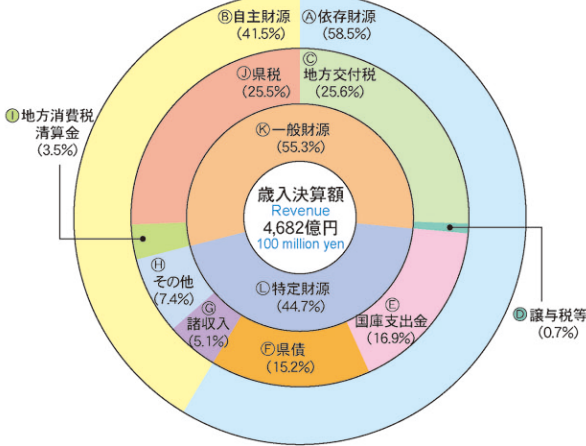
総務省「就業構造基本調査」

# 財政

Public Finance

## 一般会計決算状況(平成19年度)

Composition of revenue and expenditure of general accounts in F.Y. 2007



- ④ Dependent financial resources
- ⑤ Independent financial resources
- ⑥ Local allocation tax
- ⑦ Local transferred tax for governments, etc.
- ⑧ Treasury disbursements
- ⑨ Local government debt
- ⑩ Miscellaneous
- ⑪ Adjustment of local government sales tax
- ⑫ Prefectural taxes
- ⑬ General resources
- ⑭ Special resources

- ① Education
- ② Civil engineering works
- ③ Public debt
- ④ Welfare and hygiene
- ⑤ Agriculture, forestry and fisheries
- ⑥ General service administration
- ⑦ Commerce, manufacturing and labour
- ⑧ Police
- ⑨ Disaster restoration
- ⑩ Other