

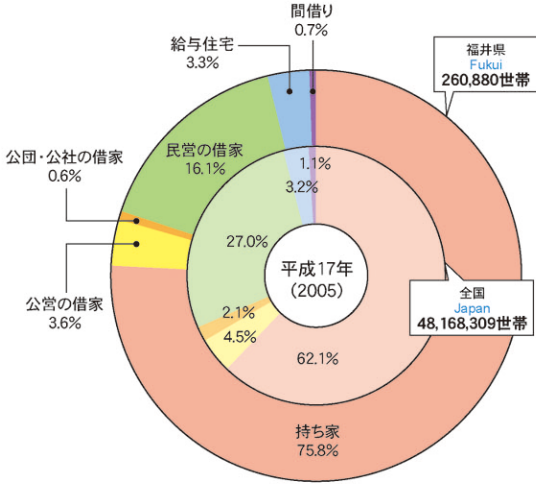
住宅

Housing

住宅の所有の関係別世帯割合

Percentage households by type of housing

- 持ち家 (Owned houses)
- 公営の借家 (Rented houses owned by local government)
- 民間の借家 (Rented houses owned privately)
- 公団・公社の借家 (Rented houses owned by public corporation)
- 給与住宅 (Company housing)
- 間借り (Rented rooms)



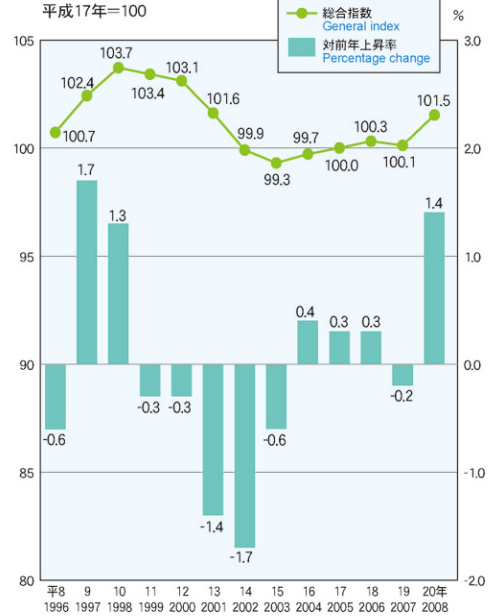
総務省「国勢調査」

物価

Prices

福井市消費者物価指数の推移

Consumer price index (Fukui City)



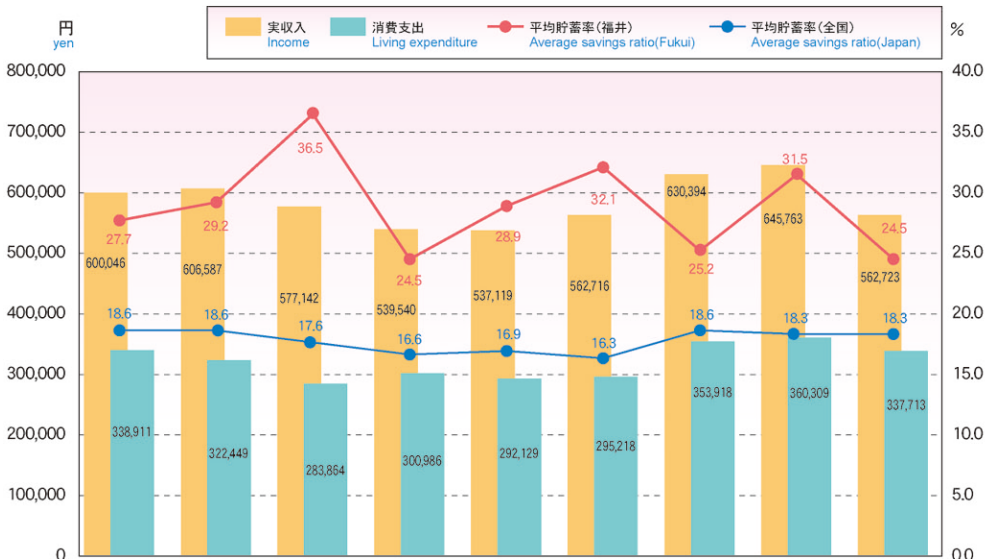
福井県政策統計課「福井市消費者物価指数」

家計

Family Income and Expenditure

実収入と消費支出の推移(福井市、勤労者世帯(農林漁家世帯を含む)、1世帯当たり1か月平均)

Income and living expenditure (Fukui City, monthly average per household for wage-earning families including workers in agriculture, forestry, and fishing)



(平均貯蓄率:可処分所得に占める貯蓄純増の割合)

総務省「家計調査」