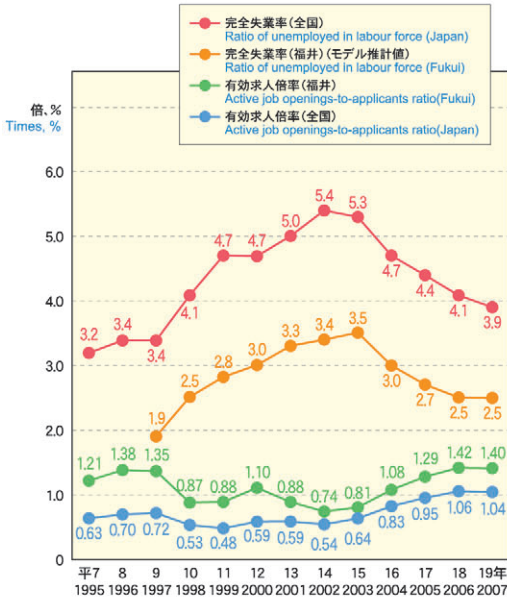


労働

Labour

有効求人倍率と完全失業率の推移

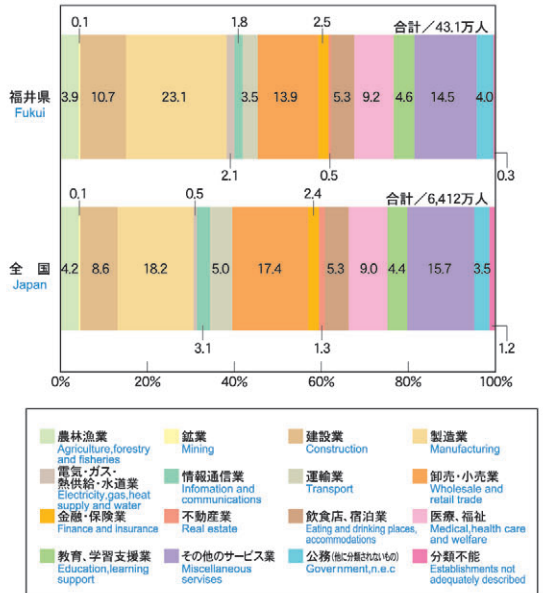
Active job openings-to-applicants ratio and ratio of unemployed in labour force



総務省「労働力調査」、厚生労働省・福井労働局「一般職業紹介状況」

産業別就業者割合(福井県・全国)(県は平成18年、全国は19年)

Ratio of employed persons by industry in 2006(Fukui) and 2007(Japan)



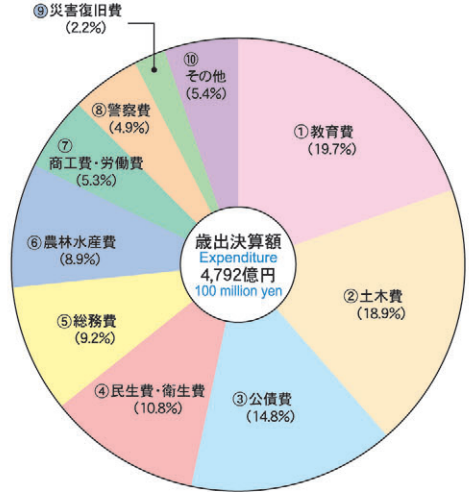
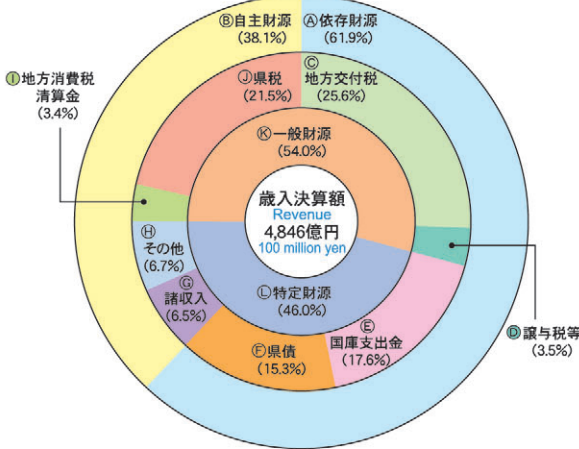
総務省「労働力調査」、福井県政策統計課「福井県労働状況調査」

財政

Public finance

一般会計決算状況(平成18年度)

Composition of revenue and expenditure of general accounts in F.Y.2006



- Ⓐ Dependent financial resources
- Ⓑ Independent financial resources
- Ⓒ Local allocation tax
- Ⓓ Local transferred tax for governments, etc.
- Ⓔ Treasury disbursements
- Ⓕ Local government debt
- Ⓖ Miscellaneous
- Ⓗ Other
- Ⓙ Adjustment of local government sales tax
- Ⓚ Prefectural taxes
- Ⓛ General resources
- Ⓜ Special resources

- ① Education
- ② Civil engineering works
- ③ Public debt
- ④ Welfare and hygiene
- ⑤ General service administration
- ⑥ Agriculture, forestry and fisheries
- ⑦ Commerce, manufacturing and labour
- ⑧ Police
- ⑨ Disaster restoration
- ⑩ Other